



Chan Centre for the Performing Arts

THE UNIVERSITY OF BRITISH COLUMBIA

6265 Crescent Road
Vancouver, B.C.
Canada V6T 1Z1

Telephone: (604) 822-9197
Administrative Fax Line: (604) 822-1606
Production Fax Line: (604) 822-3036
Box Office: (604) 822-2697

Web Site: www.chancentre.com

Technical Information Package: 25 pages, including this page.

As of November 1, 2011

PRODUCTION STAFF

- Cameron McGill (Co-Managing Director of Facilities and Operations)
Tel: (604) 822-1881, Fax: (604) 827-3609
Email: cameron.mcgill@ubc.ca
- Owen Schellenberger (Technical Director)
Tel: (604) 822-0311, Fax: (604) 822-3036
Email: owen.schellenberger@ubc.ca
- *Vacant* (Head Stage Technician)
Tel: (604) 822-2824, Fax: (604) 822-3036
Email:
- Marcos Amaya-Torres (Acting Head Audio Technician)
- Jay O'Keeffe (On Leave until January 2012)
Tel: (604) 822-2750, Fax: (604) 822-3036
Email: chansnd@exchange.ubc.ca
- Andrew Riter (Head Lighting Technician)
Tel: (604) 822-2372, Fax: (604) 822-3036
Email: chanlights@exchange.ubc.ca



Chan Centre for the Performing Arts

Technical Information Package

Table of Contents	Page
Concert Hall	
Stage & Building	4
Rigging Diagram	5
Acoustic Treatment	6
Lighting Equipment	7
Sound & Communication Equipment	8
Telus Studio Theatre	
Venue Drawing: End Stage Configuration	12
Stage & Building	13
Lighting Equipment	14
Sound & Communication Equipment	15
Royal Bank Cinema	
Venue Drawing	18
Projection	19
Audio Equipment	19
Lighting Equipment	20
Great Performers' Lounge	20
General Building Stock	21
List of Equipment and Services subject to additional fees	24
Atmospheric Effects	24
Temporary Power Hook-ups	25



Chan Shun Concert Hall



Chan Shun Concert Hall Stage and Building

Stage Dimensions		Feet	Meters
Stage Width	downstage, from door to door	63' 2"	19.3m
Stage Depth	with chorus loft onstage (standard)	40' 0"	12m
	with chorus loft pushed back	46' 8" (adds 6' 8")	14m (adds 2.0m)
	with pit lift raised to stage height	56' 0" (adds 9' 4")	17m (adds 2.8m)
Stage Height	from audience area to stage deck	3' 5"	1.6m

Please note that the upstage half of the stage is a semi-circle. (see Rigging Plan, page 5)

Orchestra Pit & Lift

- Standard orchestra pit lift configuration is at audience level with three rows of seats in place.
 - 77 fixed seats. (rows AA, BB, CC)
 - The lift is 9' 4" deep and 56' 6" wide (2.8m x 17.2m).
 - The width is 63' 2" (19.3m) if stairs are removed (see Concert Hall Step Units, below).
- The lift can be raised to stage height to extend the stage by 9' 4" (2.8m), or lowered and used as an orchestra pit:
 - When lowered the pit is 8' 10" (2.7m) below the stage deck.
 - The pit is 18' 2" US-DS at centre and 63' 2" wide (5.5m x 19.3m).
 - The pit tapers to 8' 0" deep stage left and right (2.4m).
 - The pit can accommodate 40 – 50 musicians, depending on instrumentation.

Adjustable Chorus Loft

- The standard configuration is with the loft onstage (forward), with all loft seating in place.
 - 180 seats total (bench style).
- The chorus loft comprises the upstage (rear) wall of the stage and the first two of four rows of chorus bench seating.
- The chorus loft can roll upstage 6' 8" (2.0m) in three sections, leaving two rows of chorus seating remaining.

** NB – Neither the orchestra pit nor the chorus loft can be moved during a performance.

**** NB – Separate labour fees may apply for adjusting the position of the choral loft or orchestra lift, or removing seats from the orchestra lift.**

Concert Hall Step Units

- The standard configuration of the Concert Hall stage has stairs installed from stage level to "Orchestra" audience seating level.
- **A separate labour fee may apply for their removal.**

Rigging/Fly System

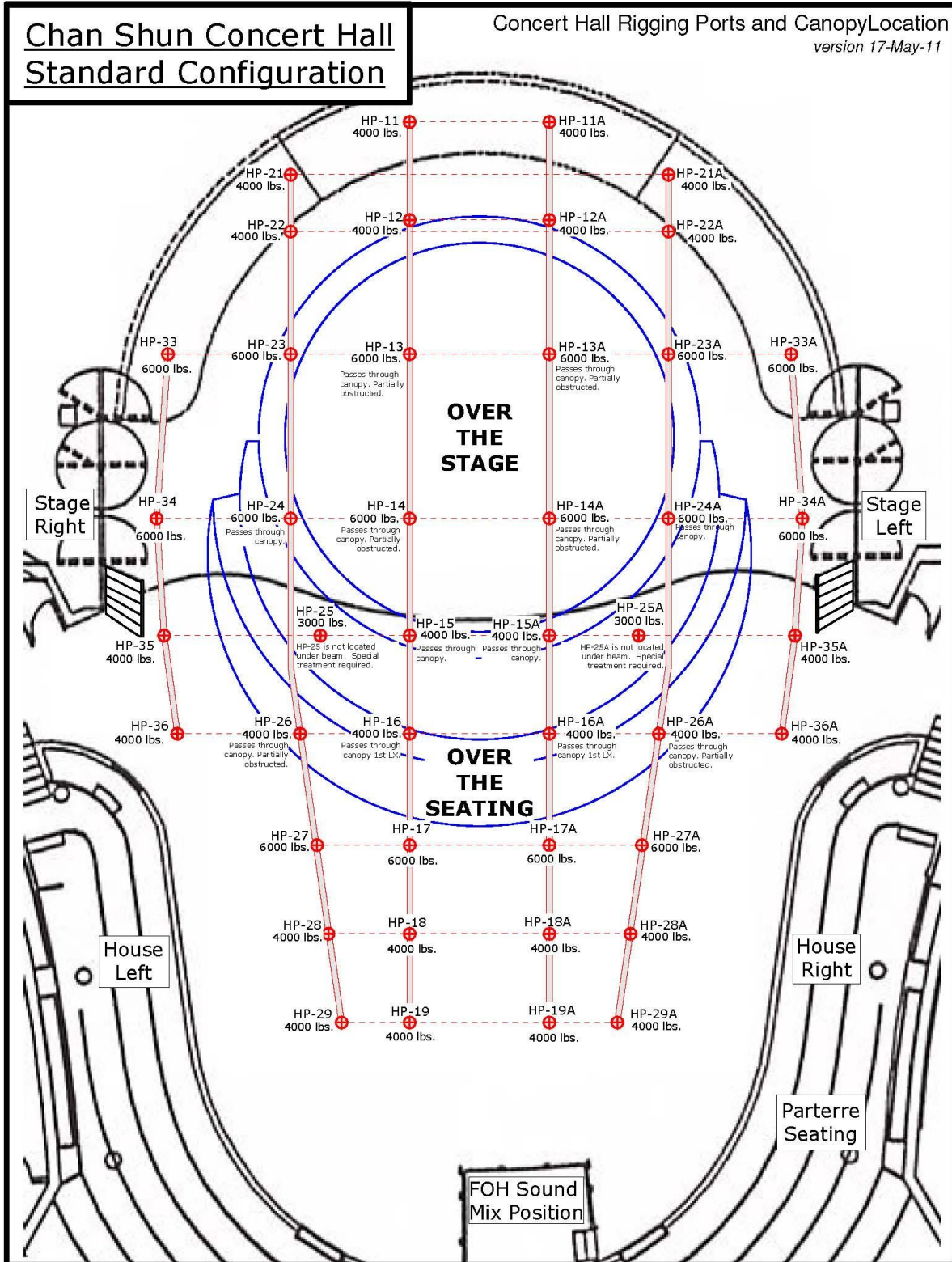
- A conventional counterweight fly system does not exist in the Chan Shun Concert Hall.
- There are six 1-ton CM chain hoist motors mounted on tracks located in the attic.
- 12 sections of 8' (2.5m) Christie Lites 16x16 medium duty square truss are available.
- Additional points in the Concert Hall can be rigged with the rental of additional chain hoists.
- Rigging ports are located in multiple locations in the ceiling, which allow rigging to pass through from the attic to the Hall. (see page 5)
- Some ports pass through the Acoustic Canopy and require special handling.
- A limited amount of light-weight rigging can be done directly from the Acoustic Canopy.

Chan Shun Concert Hall Stage and Building

Stage Masking and Soft Goods

This is an open concept concert hall with no legs or backdrops in place.

Rigging Plan Diagram





Chan Shun Concert Hall Acoustic Treatment

Acoustic Canopy

- The Acoustic Canopy is a sound reflector suspended over the stage with various acoustic surfaces. Raised and lowered mechanically in one piece, it affects the sound reflected from the stage to the house.
 - Dimensions: 50' US-DS x 40' SL-SR, 2000'sq. (15.2m x 12.2m, 186m sq.)
- It can be set anywhere between 9' 2" (2.8m) and 58' 4" (17.8m).
 - Typical playing heights range from 39' 4" (12m) to 47' 7" (14.5m).
- When the Canopy is set lower than 46' (14m), certain Front of House lighting positions become obscured.
 - At lower heights, sightlines from the balconies start to be obscured.
- The Canopy contains some concert and performance lighting.
- The Canopy can be used for some limited light-weight rigging. Enquire for details.
- The Canopy will not be moved during a performance.

Acoustic Cloth

- The wall surfaces in the Concert Hall can be covered with adjustable (motorized and manual) acoustic banners & curtains.
- The acoustic cloth may not be moved during a performance.

Onstage Diffusion

- Shutters are located behind the upstage wicker wall.
- Adjusting these shutters alters the intensity of the sound as heard by the performers:
 - Closing the shutters generates an immediate reflection back to the performers. This is the standard configuration.
 - Opening the shutters causes the backstage area to become a resonating chamber with the first reflection being substantially delayed, diffused, and diminished.

Reverb Time

- Acoustic cloth all the way out: 4.5sec.
- Acoustic cloth all the way in: 2.75sec.

Additional Masking and Soft Goods

- Spoken-word and amplified musical performances often benefit from additional black draperies hung in the room. Enquire for details of standard installations.
- A stock of black velour masking drops and legs is available. Enquire for details.



Chan Shun Concert Hall Lighting Equipment

House Hang

- | | |
|---|--|
| (76) ETC Source 4 750w bodies | (6) Selecon Rama 7" 1000w Fresnels |
| (28) ETC Source 4 10° lenses | (2) Altman 360Q 750w 6x16 |
| (6) ETC Source 4 14° lenses | (conductor's pit special) |
| (40) ETC Source 4 19° lenses | (2) Lycian Superstar 1275 Follow spots |
| (14) ETC Source 4 26° lenses | (22) Iris kits |
| (8) FE Lighting Par 64 1000w Medium Flood | |
| (8) FE Lighting Par 64 1000w Narrow Spot | |

- These lamps are hung and circuited to provide suitable front light, four circuits of tips, four colour washes from the front, and multiple front and back specials.
- Typical proscenium theatre lighting hangs with multiple electrics for top and back light are not possible in this venue without the addition of multiple truss lines.
- Additional equipment, cables, and accessories are available from the general building stock (see page 21). Enquire for details.
- **A separate fee applies for the use of the follow spots.**

Control & Dimming

- (1) ETC Ion Control Console: 1000 outputs, 100 faders.
- (1) Wireless Remote unit for focusing.
- (1) ETC Remote Video Interface for designer's remote in-house (shared with the Telus Studio).
- (1) Strand Premiere Architectural Control System:
 - During performances, the house and work lights are controlled by the Ion console.
- (148) 2400w Strand CD 80 Dimmers are available, including those used in the house hang.
- 20amp TLG connectors are at every lighting position.
- 20amp 19 pin soca connectors are located at most (but not all) positions.
- The Concert Hall is dimmer-per-circuit, with select circuits repeating in some locations.
- Two discreet universes of DMX are possible in the Concert Hall:
 - Universe 1 is wired directly to the dimmers, **and** can be distributed throughout the venue;
 - Universe 2 is only distributed throughout the venue, and cannot control the dimmers;
 - An isolation switch allows staff to choose which of the two universes are distributed around the venue. Only one signal may be sent to the DMX ports.

Cable

- The Chan Centre has a large inventory of 20amp TLG cable that should meet most typical requirements.



Chan Shun Concert Hall Sound & Communication Equipment

Central Cluster

- In the central cluster array:
 - (5) EAW KF 650 isP Hi-mid boxes;
 - (2) EAW SB 600i double 15-inch subs;
 - The height is adjustable by motorized winch.

House Left and Right

- (2) KV2 self-powered EX10 speakers (one each side) are located behind the wicker wall on the extreme left and right sides.

F.O.H. Mixing Console

- 32x8x4 channel Crest Console-Century VX.

F.O.H. Processing Rack

- | | |
|--|---|
| (1) Ashly Protea II 4.24G, 4 channel digital EQ | (4) DBX 903 Compressors |
| (1) Ashly Protea II 4.24GS, 4 channel digital EQ | (2) DBX 905 Parametric EQs |
| (1) Ashly Protea II 4.24RD, remote control unit | (3) DBX 904 Noise Gates |
| (4) Shure DFR22 Feedback Suppressors | (1) Denon DN-T625 Compact Disc /
Cassette Player |
| (2) DBX 1066 Stereo Compressors | (1) Tascam DV-RA100HD Digital Recorder |
| (2) Yamaha SPX 900 | |

Mix Positions

- Two mixing positions are available:
 - The In-House mix position is located at the rear of the orchestra seating section (on centre) and is approximately 50' (15m) from the stage; (see page 5)
 - The Sound Control Booth at the rear of the Concert Hall is underneath the balcony (on centre), behind a sliding glass window, and is approximately 80' (24m) from the stage.
- The processing rack and the Crest console are located in the In-House mix position.

Monitor Mixes from F.O.H.

- (4) independent mixes (from F.O.H. console), including;
 - (2) JBL SR series speakers are located (hidden) mid-stage left and right as 'side washes.'
- When using 1-2 monitor mixes, the amps are limited to 4 speakers per mix.
- When using 3-4 monitor mixes, the amps are limited to 2 speakers per mix.

On-stage Monitor System (Stand Alone)

- | | |
|--|---|
| (1) Allen & Heath GL2800M 48 x 16 monitor mixer | (2) DBX 1046 Quad Compressors |
| (10) Adamson M15 floor monitors | (1) Lexicon MDX 400 Stereo Effect Processor |
| (5) Lab Gruppen PLM 10,000 amplifiers with Lake Processors | (1) Ashly Protea 4.24G 4 channel digital eq |
| (2) Shure DFR22 Feedback Suppressors | (1) Ashly Protea 2.24 GS 2 channel slave unit |

- Six channels of insertable graphic EQ; additional mixes can be equalized via Lake software.
- Monitor system available with advance booking.



Chan Shun Concert Hall Sound & Communication Equipment

Additional Equipment (subject to availability, enquire for details)

- | | |
|--|---|
| (1) 32x4x2 Allen & Heath GL2400 mixing console | (2) Sennheiser EW 550 Wireless Systems, (4) channels in total |
| (8) KV2 EX10 self-powered speakers | A separate fee will apply. |
| (2) JBL SR series speakers | |

Microphones

- | | |
|--|---|
| (7) AKG 535 | (4) Crown PCC (PZM) |
| (1) AKG D112 Cardioid | (2) EV N/D 257B |
| (7) AKG SE 300B Mic Preamplifiers | (4) Nuemann KM 184 condenser |
| (5) AKG CK91 cardioid capsules | (2) Sennheiser MD 421 |
| (2) AKG CK93 hyper cardioid capsules | (2) Sennheiser MD 521 |
| (1) AKG CK98 shotgun condenser capsule | (4) Sennheiser ME2 (wireless) |
| (2) AKG C414 | (4) Sennheiser SK 535 (wireless) |
| (2) Alesis / Groove Tube AM30 | (4) Sennheiser ME 34 capsules (lectern) |
| (4) Audio Technica 2020 Condenser | (6) Shure Beta 58 |
| (3) Behringer ECM8000 omni | (6) Shure SM57 |
| (5) DPA 4066 Headset Mics | (6) Shure SM58 |

Stands

- | | |
|--------------------------------------|------------------------------------|
| (5) Atlas standard round bases | (28) K & M telescoping boom arms |
| (5) Atlas round bases (table height) | (6) K & M standard boom arms |
| (13) Koenig & Meyer tripods (tall) | (4) K & M choral height with booms |
| (17) K & M tripods (short) | (4) K & M tripod speaker stands |
| | (2) Speaker Yokes |

DI Boxes

- | | |
|------------------------------------|-----------------------------------|
| (2) Behringer Ultra passive stereo | (2) Radial JPC-1 active stereo AV |
| (2) Countryman type 85 passive | (2) Radial JDI passive stereo |
| (2) Whirlwind Hotbox active | (3) Radial J48 Active |
| (2) Furman Isopatch | (3) Radial twin ISO |

Mic and Speaker Cables, and Adaptors

- The Chan Centre has a large inventory of cable that should meet most typical requirements.
- Please enquire for details.

Audio Patch Points and Wiring

- XLR, Speaker, Video, and Communication patch panels are conveniently located throughout the complex.
- The three theatres, and the loading dock, can be easily linked via the various patch panels.
- Pull tubes exist underneath the stage floor (front to back), stage to mixing console, and mixing console to Control Booth.
- The Chan Shun Concert Hall, Telus Studio Theatre, and the loading bay can be easily linked via pull tubes and cable hangers. Enquire for details prior to arrival.



Chan Shun Concert Hall Sound & Communication Equipment

Press Feed

- One independent audio send (mono) is available as camera/audio feed or for other applications where a feed of the board mix is required.
- 12 outputs are available, tapped from 1 volume master.
- Press feed (as provided) will terminate to a male XLR via an isolation transformer.
- Press feed signal is at microphone or line level, in three pre-designated groupings.
- End users are required to provide any and all other necessary adaptors needed to interface with the press feed.

Infrared Hearing Assist

- A Listening Technologies Hearing Assistance system is provided.

Communication

- (2) Clear Com Power Supplies (two channels).
- (6) Clear Com RS 501 Belt packs & CC-85 Headsets.
- Additional equipment subject to availability.

Program Sound/Paging

- Program sound is available for backstage common areas, dressing rooms, and Main Lobby.
- Priority Paging is available in a backstage common areas and dressing rooms.
- Program video is available in the Main Lobby.



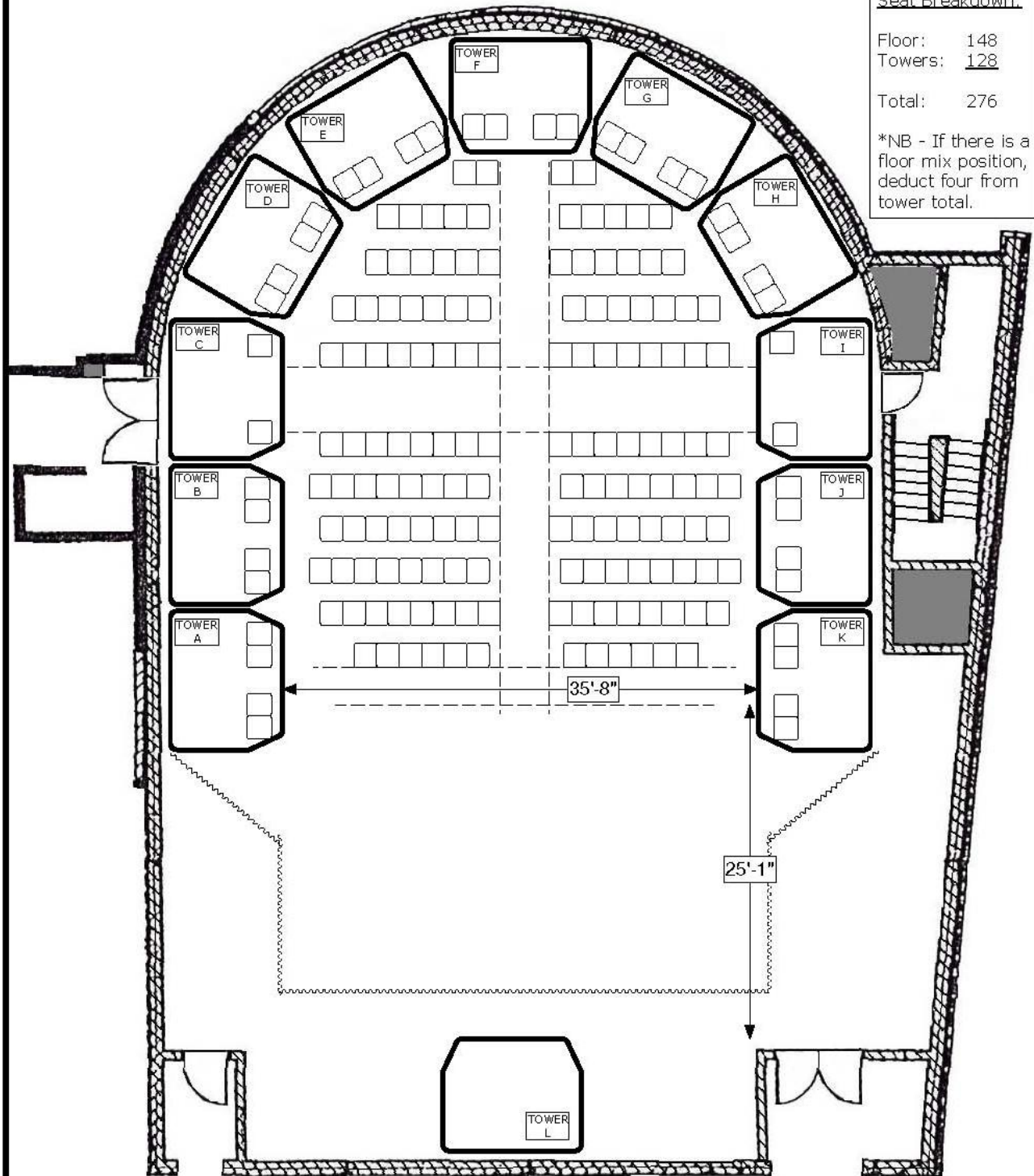
Telus Studio Theatre

Telus Studio Theatre Floor Plan

End-stage - Stock Seating

Seat Breakdown:
 Floor: 148
 Towers: 128
 Total: 276

*NB - If there is a floor mix position, deduct four from tower total.



NB - ANY CHANGES TO SEATING MUST BE APPROVED BY CHAN CENTRE PRODUCTION DEPARTMENT.
 base drawing version 19-Jul-07 -- *NOT TO SCALE



Telus Studio Theatre Stage and Building

Rigging Information

- The Telus Studio Theatre does not have a conventional counterweight fly system.
- Rigging is possible from the roof steel.
- Three ½-ton CM chain hoist motors are available:
 - Two are typically used for an upstage truss line.
- The upstage truss line is comprised of:
 - four sections of 8' and
 - two sections of 3' Arcofab Exposition Series light duty 12x12 spigotted aluminum trusses;
 - A traveler track is rigged with a black velour drape.

Masking and Soft Goods

- The Studio has a basic masking plot with full stage black traveler, and german masking both Stage Left and Stage Right. (see page 12)
- There is a stock of black velour legs and drops available.
- There is a white cyclorama available.

Seating Options

- The basic configuration is an end-style stage. (see page 12)
- A variety of different seating styles are possible.

**** NB – Enquire for details regarding:**

- **rigging from roof steel;**
- **stock of black velour legs and drops;**
- **white cyclorama;**
- **different seating configurations; and**
- **different staging configurations.**



Telus Studio Theatre Lighting Equipment

Lighting Inventory

(79) ETC Source 4 575w bodies	(6) FE Lighting Par 64 1000w Medium Flood
(8) ETC Source 4 19° lenses	(12) Selecon Rama 7" 1000w Fresnels
(55) ETC Source 4 26° lenses	(5) Altman 360Q 750w 6x16
(16) ETC Source 4 36° lenses	(4) Source 4 Iris Kits

- These lamps are used in a stock House Hang to provide suitable front light, two top colour washes, a tip wash from each side, and re-focusable specials.
- With the typical house hang, there are (53) 575w S4 bodies, (5) 19° lenses, (38) 26° lenses, and (10) 36° lenses remaining.
- Additional equipment, cables, and accessories are available from the general building stock (see page 21). Enquire for details.
- Par 64 1000w Narrow Spot bulbs are available upon request.

Control & Dimming

- (1) ETC Ion Control Console: 1000 outputs, 80 faders.
- (1) Wireless Remote unit for focusing.
- (1) ETC Remote Video Interface for designer's remote in-house (shared with the Concert Hall).
- (1) Strand Premiere Architectural Control System:
 - During performances, the house and work lights are controlled by the Ion console.
- (173) 2400w Strand CD 80 Dimmers are available, including those used in the house hang.
- 20amp TLG connectors are at every lighting position.
- 20amp 19 pin soca connectors are located at most (but not all) positions.
- The Telus Theatre is dimmer-per-circuit, with select circuits repeating in some locations.
- Two discreet universes of DMX are possible in the Telus Theatre:
 - Universe 1 is wired directly to the dimmers, and cannot be distributed throughout the venue;
 - Universe 2 is only distributed throughout the venue, and cannot control the dimmers.

Cable

- The Chan Centre has a large inventory of 20amp TLG cable that should meet most typical requirements.



Telus Studio Theatre Sound & Communication Equipment

Speaker System

- Main left and right speakers and a pair of central subs are located on the catwalk level of the Telus Studio Theatre.
- Effect speakers (Bose) are installed on all three levels of audience seating towers, located at the house rear, house left, and house right positions.

Mixing Console

- (1) 16x4x2 Ramsa WR-S416A mixing console.

Mix Positions

- The principal mix position is located in the Sound/Lighting Booth on the fourth level (catwalk level). The Sound Operator monitors the performance via JBL Control 1 studio monitors.
- A secondary mix position can be re-located in any of the three levels of the theatre to accommodate live music.
 - Four seats are lost in the audience area for an In-House position. Enquire for details.

Processing Rack

- | | |
|--|---|
| (1) Behringer MX 400 audio effects processor | (2) Behringer DSP1124P Feedback Destroyers |
| (1) Behringer MDX 2200 Stereo compressor | (2) Tascam MD-CD1 Compact / Mini Disc Players |
| (1) Behringer MDX 2400 Stereo compressor | |

Speakers (as noted above in Speaker System)

- | | |
|--------------------------------|---|
| (2) EV SB120 Bass Speakers | (2) JBL Control 1 Studio (booth) Monitors |
| (6) EV SX200 Mid-high Speakers | (9) Bose 100 cinema speakers |

Sound Control Room (Permanent)

- | | |
|---|--|
| (1) Ashly Protea II 4.24GS, 4 chan digital EQ | (1) Tascam 103 Cassette Player |
| (1) Ashly Protea 24.24M Matrix Processor | (2) TOA P-60F Power Amplifiers |
| (1) EV Xp200A System Processor | (4) Crest Audio CC151 Power Amplifiers |

Telus Studio Theatre Audio Inventory

- All portable equipment, other than the installed PA, comes from the inventory of the Chan Shun Concert Hall. (Additional Inventory, page 9)

Audio Patch Points and Wiring

- XLR, Speaker, Video, and Communication patch panels are conveniently located throughout the complex.
- The three theatres, and the loading dock, can be easily linked via the various patch panels.
- The Chan Shun Concert Hall, Telus Studio Theatre, and the loading bay can be easily linked via pull tubes and cable hangers. Enquire for details.



Telus Studio Theatre Sound & Communication Equipment

Press Feed

- One independent audio send (mono) can be made available from the Ramsa mixing console.
- The press feed (as provided) will terminate to both a male XLR and a female ¼" TRS/TS via an isolation transformer.
- The press feed signal will be at mic level.
- End users will be required to provide any and all other adaptors needed to interface with the press feed.
- Arrangements for a press feed should be made prior to arrival.

Infrared Hearing Assist

- A Listening Technologies Hearing Assistance system is provided.

Communications System

- (1) Clear Com Power Supply.
- (1) PLPro RM 220 Clearcom Station.
- (6) Clear Com RS 501 Belt packs & CC-85 Headsets.
- Additional equipment subject to availability.

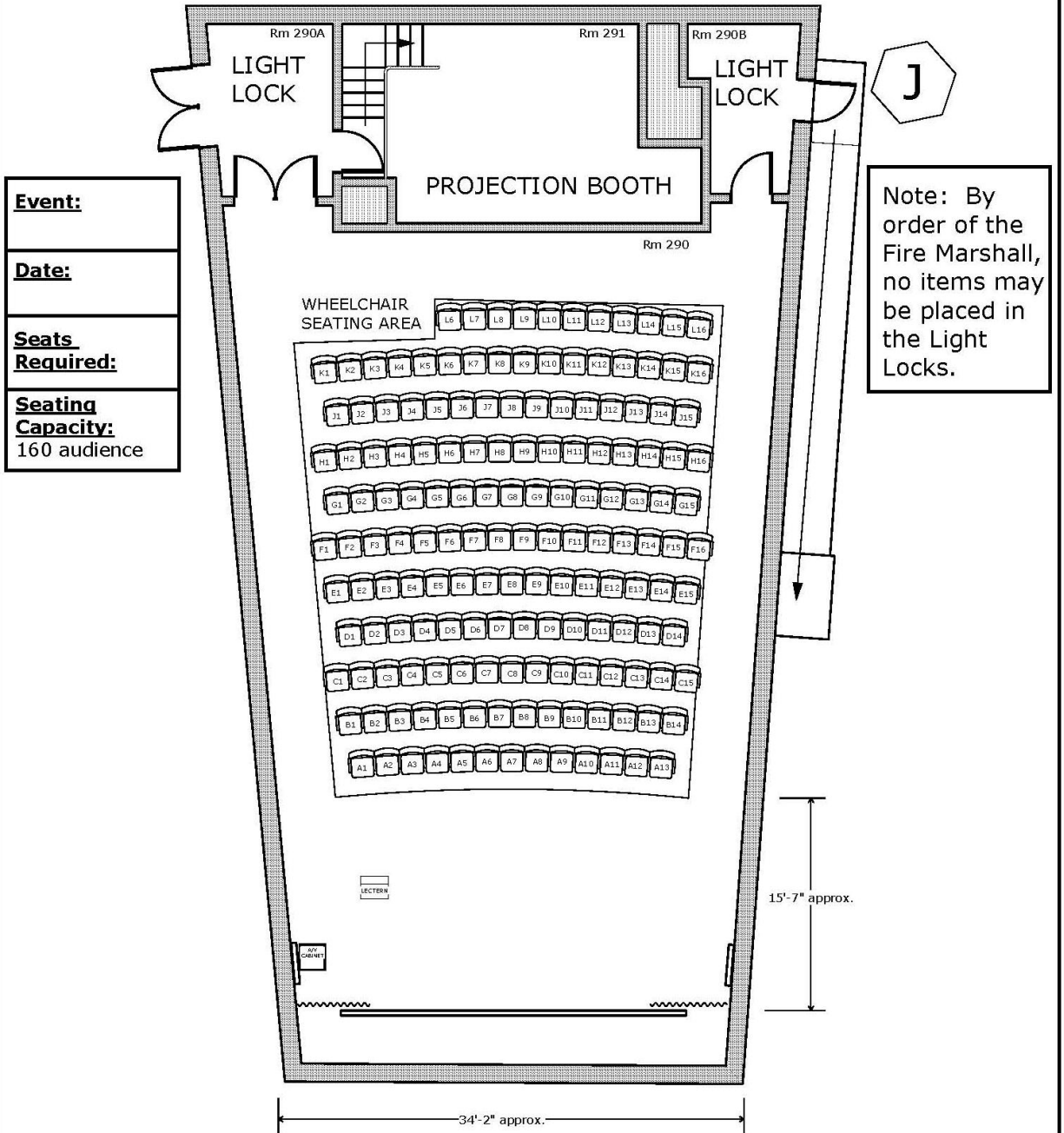
Program Sound/Paging

- Program sound is available for backstage areas, dressing rooms, and Main Lobby.
- Priority Paging is available in a backstage common areas and dressing rooms.
- Program video is available in the Main Lobby.



Royal Bank Cinema

Royal Bank Cinema Seating Plan:



Event:

Date:

Seats Required:

Seating Capacity:
160 audience

Note: By order of the Fire Marshall, no items may be placed in the Light Locks.

NB - ANY CHANGES TO SEATING MUST BE APPROVED BY CHAN CENTRE PRODUCTION DEPARTMENT.
base drawing version 20-Dec-06 -- *NOT TO SCALE



Royal Bank Cinema Projection, Audio, and Lighting Equipment

Film Projection

- (1) Strong Super-Lume X 35mm projector with (3) platter feed system.
- (1) Yokogama / Hokushin X-2200 16mm reel feed projector.

Video Projection

- (1) Sony LCD projector with remote control, mounted in a cradle suspended from ceiling.
- (1) Christie LW 650 projector, mounted in booth.

Slide Projection

- (2) Elmo 301 Pro-Af Omnigraphic slide projectors.
- (1) Kodak SP Programmable dissolve unit.

AV Control and Playback

(located in the downstage left corner of the Cinema)

- | | |
|-------------------------------|---|
| (1) Sony SRP-X700 AV Mixer | (1) Tascam DV-D6500 DVD Player |
| (1) Pioneer DVD Player DV-373 | (1) Denon Universal Audio/Video Player
DBP-2012 UDCI Blu-Ray |

Projection Control Room

- | | |
|--|--|
| (1) Ashly SRA 120 Stereo power amplifier | (1) Symetriz SX204 headphone amplifier |
| (2) Bose 100 speakers | (1) Teac W-860R Double Cassette Player |
| (1) Dolby CP65 Cinema Sound Processor | (2) QSC 1700 amplifiers |
| (1) Dorrrough 40-A2 loudness monitor | (1) QSC DCA 3422 amplifier |
| | (1) QSC DCA 1644 amplifier |

Speakers

- | | |
|--|---|
| (3) JBL 4673A projection screen speakers | (12) JBL 8340A projection surround speakers |
| (1) JBL 4642A projection sub speaker | (2) Bose Sound Re-enforcement speakers |
| | (3) Bose 100 projection booth monitors |
- Full surround is only available for 35mm projections.
 - Dolby A Matrixing is available for Non Sync Sources (DVD etc).

Microphones

- The Cinema can accommodate six microphones without the addition of extra rental equipment.
- All portable equipment, other than the installed PA, comes from the inventory of the Chan Shun Concert Hall. (Additional Inventory, page 9)

Program Sound/Paging

- Program sound is available for the Royal Bank Cinema Lobby and washrooms.
- Paging to the audience is available.

Infrared Hearing Assist

- A Listening Technologies Hearing Assistance system is provided.



Royal Bank Cinema Projection, Audio, and Lighting Equipment

House Hang

- (1) Altman 360Q 750w 6x9 (lectern special)
- (4) Par 64 1000w MFL (front stage wash)

Lighting Control & Dimmers

- Strand Premiere Architectural Control System, with DMX input available.
- Premiere Control stations are located in:
 - the projection booth by each projector;
 - the main Lobby light lock; and
 - on the portable lectern.
- (18) 2400w Strand CD 80 Dimmers are available for 20amp TLG connectors, including those used in the house hang.
- The Royal Bank Cinema is dimmer per circuit, with circuits repeating in multiple locations.

Lectern

- The Royal Bank Cinema comes with one lectern with integrated control for room lighting.

Great Performers' Lounge Sound Inventory

Portable PA

- (1) Mipro MA707 powered speaker with CD player.
- (1) Mipro MA707ext extension speaker.
- (2) Mipro 707act wireless microphones.
- (2) K&M Speaker Stands



Chan Centre for the Performing Arts General Building Stock

**This stock is available for use anywhere in the building.
Please contact Production Staff to ensure availability.**

Lighting

- | | |
|--|--|
| (17) ETC Source4 750w bodies | (1) Selecon Rama 7" 1000w Fresnel |
| (3) ETC Source4 575w Bodies | (10) FE Lighting Par 64 1000w Medium Flood |
| (2) ETC Source4 10° lenses | (6) Gel extenders (6 ¼" x 5") |
| (2) ETC Source4 14° lenses | (2) Gel extenders (7 ½" x 6") |
| (14) ETC Source4 19° lenses | (2) Iris Kits |
| (6) ETC Source4 26° lenses | (2) Rosco I-Cue (16-bit) |
| (8) ETC Source4 36° lenses | (2) Chroma Q PS08 Power Supply |
| (8) ETC Source4 50° lenses | (2) Rosco DMX Iris |
| (12) Strand Coda single cell cyc units
500w | (power supply not required) |

Chairs and Tables

- | | |
|---|------------------------|
| (100) Black, padded, armless musician chairs | (8) 3' x 6' tables |
| (106) Black, padded, armless musician "cello" chairs | (2) 1'6" x 6' tables |
| (13) Musician stools, some padded, some with
backrests | (2) 2'6" x 2'6" tables |
| | (2) 2'6" x 4' tables |

Music Stands & Lights

- | | |
|---|----------------------------------|
| (1) Conductor's score stand | (92) Wenger music stand lights |
| (128) Wenger music stands on rolling
racks | (4) 25' Lex U-ground pit snakes. |

Choral Risers

- (7) 4-Tier Wenger Signature Series Choral Risers, with back railings.

Pianos

- (1) Steinway 9' black satin finish concert grand piano (model D, New York).
 - o Tuned to A440. For use in the Concert Hall only.
- (1) Yamaha 7'6" black gloss finish concert grand piano (model C7, North American model).
 - o Tuned to A440. For use in the Main Lobby, Concert Hall, or Telus Studio Theatre upon availability.
- (3) adjustable upholstered Jensen piano benches;
 - o 17.5" to 20.5" (44cm to 52cm)
- (3) Boston Up-118s PC uprights.
 - o Tuned to A440.
 - o Located in Telus Studio, dressing room 181, and Great Performers' Lounge.
- (3) adjustable upholstered piano benches;
 - o 19" to 23" (48cm to 58cm)
- Tuning must be arranged in advance. A separate fee applies.**



Chan Centre for the Performing Arts General Building Stock

Lecterns

- The Chan Centre has a pair of matching lecterns designed to reflect the décor of the facility.
- While intended for use in the Concert Hall, they may be used in the other venues, if available.
- The lecterns have internal wiring for microphones, task lights, and AC power.

Stairs and Risers

- (1) Conductor's podium (no railing).
- (12) 4' x 8' x 6" (1.2m x 2.4m x 0.15m) black plywood box risers.
 - A variety of plywood leg heights are available in 6" increments.
- Various 1, 2, and 3-step step units in 6" rises. Enquire for details.

Dance Floor

- Eight panels of black dance floor are available.
- Panels are approximately 5' x 43' (1.5m x 13m)
- The panels will cover an area of approximately 43' w x 42' d (13m x 12.8m).

Wardrobe

- Washer and dryer.
- Hand steamer, iron, and ironing board.
- (8) rolling costume racks.

Dressing Rooms

- (7) dressing rooms on the same level as the Concert Hall and Telus Studio Theatre:
 - (4) 4-6 person rooms
 - (1) 1-2 person room
 - (1) 2-3 person room
 - (1) chorus room (10 persons)
- These rooms are shared between the Concert Hall and the Telus Studio Theatre. The specific breakdown is contained in the Chan Centre for the Performing Arts license agreement. Whenever possible, clients will be given as many dressing rooms as are available.

Loading Dock

- Loading dock is accessible off East Mall.
 - Enter Campus via Gate #3, the intersection of Chancellor Boulevard, NE Marine Drive, and East Mall).
- Directions are available on the Chan Centre website at www.chancentre.com
- There are (2) loading doors at dock level.
 - Dimensions: 9' 1" H x 8' 8" W = 12' 6" on diagonal.
 - (2.75m x 2.6m = 3.8m on the diagonal)
- The Concert Hall stage door (upstage right) is approximately an 80' (24m) flat push.
 - Dimensions: 9' 9" H x 7' 6" W = 12' 4" on the diagonal.
 - (3m H x 2.3m W = 3.8m on the diagonal)
- The Telus Theatre loading door (upstage right) is approximately a 40' (12m) flat push.
 - Dimensions: 9' 6" H x 6' 2" W = 11' 5" on diagonal.
 - (2.9m H x 1.8m W = 3.5m on diagonal)



Chan Centre for the Performing Arts General Building Stock

- Cable pass-throughs and cable hooks are available from exterior loading dock into both the Concert Hall and Telus Theatre:
 - 280' – 340' (85m – 104m) of wire is needed from downstage left Concert Hall Sound Panel/Monitor Land to loading dock exterior wall. Additional cable is needed to reach the truck.
 - 70' (21.3m) of wire needed from Telus Theatre upstage right corner to the loading dock exterior wall. Additional cable is needed to reach the truck.



Chan Centre for the Performing Arts Fees for Services & Atmospheric Effects

Separate fees will be charged for the use of the following equipment:

- Lycian Follow spots;
- Sennheiser EW 550 Wireless Systems.

Separate labour costs may be charged for the following items:

- Adjusting the position of the Orchestra pit lift, or removing audience chairs;
- Adjusting the position of the Chorus Loft;
- Removing the stairs between the Concert Hall stage and audience level;
 ** NB: see page 4 for standard configuration of Concert Hall.
- Piano Tuning (single or concert tuning);
- Use of Atmospheric Effects (see below);
- Electrical hook-ups to any panel rated above 60amp, or which uses Cam-lock connectors.

Please enquire with Production Staff for the current rates.

Atmospheric Effects

- The use of haze and fog is permitted ONLY if discussed prior to your event.
- Only water- or glycol/glycerin-based atmospheric effects are permitted.
- The use of such effects requires temporary modifications to the Fire Alarm system, and its constant monitoring during the event. This is done by UBC Electricians, and the cost will be borne by the client.
- The use of smoke effects (created by burning materials) is PROHIBITED.
- The use of mineral oil hazers, or crackers, is PROHIBITED.
- The location of the effect device(s) must be considered to protect the building, floors, seating, etc. Appropriate care must be taken to minimize the condensation of water or glycol/glycerin for safety reasons.
- Be aware that for some events, fan or machine noise is VERY audible in either venue.



Chan Centre for the Performing Arts Temporary Power Hook-ups

- **NOTE: For all 400amp and 200amp panels:**
 - **A UBC Electrician is required to do all cam-lock and bare-end hook-ups. A separate fee applies, and must be scheduled in advance.**
 - **The panels have both 1016 J-style cam locks, and lug bus bars for bare-end tie-ins.**
 - **Ground and neutral connectors are “turned around” to male, while the “hot” power legs have female connectors.**
- Cable pass-through ports and cable hooks are in place to allow easy access and distribution.

Concert Hall

- (2) 400amp 208v 3 Ø building-ground panels. (cam-lock)
- (1) 50amp 120/208v building-ground panel. (range plug, NEMA 14-50)
- (1) 200amp 208v 3 Ø isolated-ground panel. (typically for audio) (cam-lock)
- (1) 60amp 208v 3 Ø isolated-ground switch. (typically for audio) (560R9W pin and sleeve receptacle)
- 400, 200, and 60amp panels located in a room adjacent to the upstage wall of the Concert Hall, approximately:
 - 125' (38m) from downstage left (monitor world) and downstage right (Stage Manager's desk) of the Concert Hall.
 - 170' (52m) from the Telus Theatre.
- 50amp range plug located DSR in the Concert Hall, approximately:
 - 100' – 120' (33m – 37m) from typical video projector locations in Choir Loft,

Loading Bay/Telus Theatre

- (1) 400amp 208v 3 Ø building-ground panel. (cam-lock)
- (1) 50amp 208v 3 Ø building-ground switch. (560R9W pin and sleeve receptacle)
- (1) 200amp 208v 3 Ø isolated-ground panel (typically for audio) (cam-lock).
- 400, 200, and 50amp panels located in the Loading Bay adjacent to the upstage right corner of the Telus Studio, approximately:
 - 45' (14m), from the venue.
 - 170' (52m) from the upstage centre of the Concert Hall.

Portable Power Distribution Box and Accessories

- (1) portable distribution box, 60amp 208v 3 Ø, has:
 - (9) 15amp U-Ground circuits, 120v;
 - (2) 20amp TLG circuits, 120v;
 - and (1) 50amp range plug (NEMA code 14-50).
 - Connects to 60amp pin & sleeve power sources.
- 35' (10.7m) 60amp 3 Ø extension cord. (pin & sleeve heads)
- 135' (41m) 60amp 3 Ø extension cord. (pin & sleeve heads)
- 60amp 560P9W plug to 100amp 5100C9W connector is available.